



# **Altar of Treasures**

## **Game Rules**

## Game Description

### General Information

- The game is a 5-reel, 3-rows video slot game with 12 fixed bet lines, featuring Wild substitutions and a Free Spins bonus game.
- The game can be played with 10 different bet levels and 7 different coin values.
- The theoretical RTP for this game is **94.510%**.

### Symbols

There are 12 symbols in this game: 5 high-paying, 5 low-paying, a Wild and a Scatter symbol.

#### High-paying



#### Low-paying



#### Wild & Scatter



#### Plain Symbols

All plain symbols, pay according to the payable.

## Wild Symbols

---

- Wild symbols substitute all symbols except for the Scatter symbol.
- Wild symbols can be found on all reels, on all games (Base and Free Spins).
- Wild substitution pays the highest winning combination on a pay line as presented in the Paytable.
- Wild symbols pay according to their payable.

## Scatter Symbols


---

- Scatter symbols pay when appear anywhere on the board, according to the payable.
- All reels can contain Scatter symbols.
- When landing anywhere on the board, Scatter symbols award Free Spins.

---

## Payouts – How to calculate payline wins

---

- The values in cash are equal to the  $[COIN\ VALUE] * [COINS]$ .
- The TOTAL BET is calculated by the following formula:  $[BET\ LINES] * [BET\ LEVEL] * [COIN\ VALUE]$ .
- MAX BET configures the bet level for a game round to its maximum level for the selected coin value.
- BALANCE, displays the amount of cash available to bet.
- BET is the value set as the current bet.
- WIN is the value earned on the last game round.
- Winning combinations and payouts are according to the PAYTABLE, accessible from the  ("Menu") button.
- Combinations pay from left to right when appearing on consecutive reels on an active payline.
- Only the highest win combination is paid per bet line.
- In the case of a winning combination that starts with three (3) Wild symbols, more than one win lines might be produced. In such a case, only the highest combination counts.
- If there are more than one active win lines, the winnings are added up.
- Three or more Scatter symbols in a single round award Free Spins.
- During Free Spins all prizes are doubled with a multiplier x2.
- All wins in game animations are presented in coins.

## Free Spins

When on the Base Game, 3, 4 or 5 scatter symbols appearing anywhere on the reels, trigger 5, 10 and 15 Free Spins respectively. During Free Spins, additional Free Spins can be won, rewarding 5, 10 or 15 free rounds and all winnings are doubled. Free Spin rounds are played with the same Bet Level and Coin value as the round that triggered them.


## How to Play


### Play mode & Balance

- The game can be played in either FUN or REAL mode.
- In FUN mode, you are playing just for fun with play money. In REAL mode, you are playing with real money from your balance.
- Your balance is shown in the BALANCE box both in fun and real mode


### Bet


This game is played with a fixed number of active paylines and different number of bet levels and coin values.



To set the total bet amount, players press on the  ("Bet") button, to open the "Bet" section of the menu. Then, using the "-" and "+" arrow buttons, they can adjust the "Coin Value" and the "Bet Level" or they can simply click on the "Max Bet" button in order to set the maximum possible bet for the selected coin value.

When ready, players can close the panel and press the  ("Spin") button to start a round.

### Autoplay

Players, can choose to make the game play, without the need to press the spin button each time. To set the number of auto spins, click on the  (autoplay) button to open the "Autoplay" section of the menu.

Adjust the number of auto spins by clicking on the "-" and "+" buttons. Press on the "Start"  ("Start Autoplay") button again to close the panel and start the auto spins.

When autoplay mode is active, the autoplay button's image switches to  ("Stop Autoplay") and a number presenting the remaining number of auto spins is shown on the bottom bar. Players can stop the auto play mode anytime, by clicking on the  ("Stop Autoplay") button.

While on the “Autoplay” section, players can choose the “Stop on any Win” switch or choose additional conditions for when the game should stop auto playing.

For some jurisdictions, additional Autoplay settings will be included, which allow Autoplay interruptions. Players can activate/ deactivate one or more options using the switch next to each of them and selecting the field to the right. That will open a numpad allowing the player to enter a new value on the selected field.

If the “Stop on win amount” or “Stop on win cash amount” is activated, auto play mode will stop when a winning combination in coins or cash won -respectively- in a round is greater than or equal to the specified coins or cash amount. If the “Stop on time” is activated, auto spins will stop when the specified local time is reached.

In some game client versions, players must set a loss limit, using the option “Stop on lose amount”. If the “Stop on lose amount” is activated, the auto spins will stop after the player’s balance (counting all winnings and losses during Autoplay rounds in cash) decreases by the specified amount.

*Note: If you are disconnected while playing, all autoplay settings will return to default when you reload the game.*

*Autoplay is not available in all jurisdictions.*

---

## Options

---

The player can access a number of settings by opening the game’s Menu through the button on the top right corner of the screen and navigating to the “Options” panel.

### Fast Spins

Players can turn Fast Spins on/ off by selecting the “Enable Fast Spins” switch. During Fast Spins mode, some animations and effects are skipped and the reels stop spinning sooner than during normal spinning.

*This feature might not be available in all jurisdictions.*

### Audio

Players can enable or disable the game’s either game’s sound effects or music (or both) by selecting the “Enable Sound Effects” and “Enable Ambient Sounds” switches respectively.


Responsible Gaming

Players can select to be offered the option to leave a game on specific point in time of their choosing by enabling the “Set Maximum Time per Session” switch and selecting the adjacent field. That will open a numpad allowing the player to enter a point in time in 24-hour format, e.g. 16:20.

Players can also select to be reminded on intervals specified by them of how long they have been playing the game and offered the option to leave by enabling the “Set Reality Check Message Interval” switch and selecting the adjacent field. That will open a numpad allowing the player to enter a time interval in hours:minutes format, e.g. “00:01” for one minute.

*This feature might not be available in all jurisdictions.*

Pay-Lines





The player can view the game’s pay-lines by selecting the corresponding number, e.g.  , on either side of the game’s board.











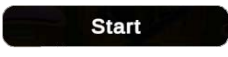


Regulatory Information

Current time

The game client presents the current time at all times. The time is acquired from the player’s computer or device system clock.

User Interface

	The “Spin” that starts the spinning of the reels.
	When the reels have started spinning the “Spin” button is disabled until the “Stop Spin” button appears signifying that the user can press it to stop the reels.
	Pressing the Autoplay button opens the Menu on the “Autoplay” panel.
	After the user has selected a number of “Total Rounds” in the Menu’s “Autoplay” panel, the Autoplay button changes to “Start Autoplay” in order to allow the user to start autoplaying.

	After the user has selected a number of "Total Rounds" in the Menu's "Autoplay" panel, the number of selected rounds appear next to this icon on the bottom bar.
	When the user starts autoplaying, the "Start Autoplay" button changes to "Stop Autoplay" allowing the user to stop autoplaying.
	Pressing the "Bet" button opens the "Bet" panel of the game's Menu.
	Selecting one of the icons on either side of the board allows the user to view the game's pay-lines.
	The "Menu" button opens the game's Menu.
	The "Close" that appears on the top right corner of the screen closes the game's Menu.
	A text field used inside the game's Menu either as a read-only field or a field editable through the game's Numpad.
	Buttons used in the game's Menu to decrease or increase the value in a read-only field.
	A switch that allows the user to enable or disable or enable certain features of the game inside the game's Menu.
	Pressing the "Max Bet" button in the "Bet" panel of the game's Menu sets the maximum possible bet for the selected coin value.
	After the user has selected a number of "Total Rounds" in the Menu's "Autoplay" panel, the "Start Autoplay" button in the panel becomes enabled in order to allow the user to start autoplaying.
	The numpad appear when the user presses an editable text field allowing the user to enter a value in such a field.
	When the user selects a "Responsible Gaming" option from the "Options" panel of the game's Menu, the "clock" icon on the bottom bar changes to that of an "alarm clock".

### **Additional Information, Disconnections and Malfunctions**

---

If you are disconnected from the Internet during the REAL game, log in to the casino again. Once you have reopened the game, you will be able to continue your game from the point where you got disconnected.

The following processes may be subject of the terms and conditions of the gaming site:

- The process of managing unfinished game rounds.
- The time after which inactive game sessions are automatically ended.

In the event of malfunction of the gaming hardware/software, all affected game bets and payouts are rendered void and all affected bets refunded.

**Any malfunction voids all pays and plays.**

This help page was last updated: 01/03/2022 14:22